

iOS UI Custom description

Developers can change the corresponding image name in the bundle resource file and the hexadecimal color value in ColorStyle.plist according to their own design to realize UI style customization.

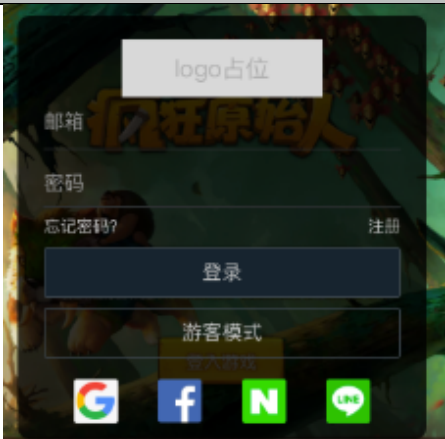

The SDK provides both white and black styles, and the default is black. Developers can replace by themselves

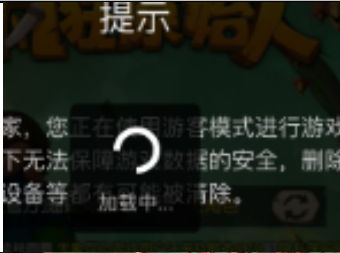


If you need to use a white background style: copy the file in the configWhite folder of the resource file to replace the file with the same name in SSBundle.bundle

If you need to use a black background style: copy the file in the resource file Configuration folder to replace the file with the same name in SSBundle.bundle

— : Picture customization

1. The background image is configurable, and the size is configured according to the image size of the bundle

Picture name (@2x,@3x)	use	Effect
log bg.png	Background image of login module	
regist bg.png	Register, retrieve password, background image for successful guest login, background image for tourist logout prompt	

Picture name (@2x,@3x)	use	Effect
waitlog bg.png	Loading background image	
autolog bg.png	auto login background image	
person bg.png	Personal center background image	

2.LOGO

Size (1x picture 161*37), name (logo_head@2x.png, logo_head@3x.png)

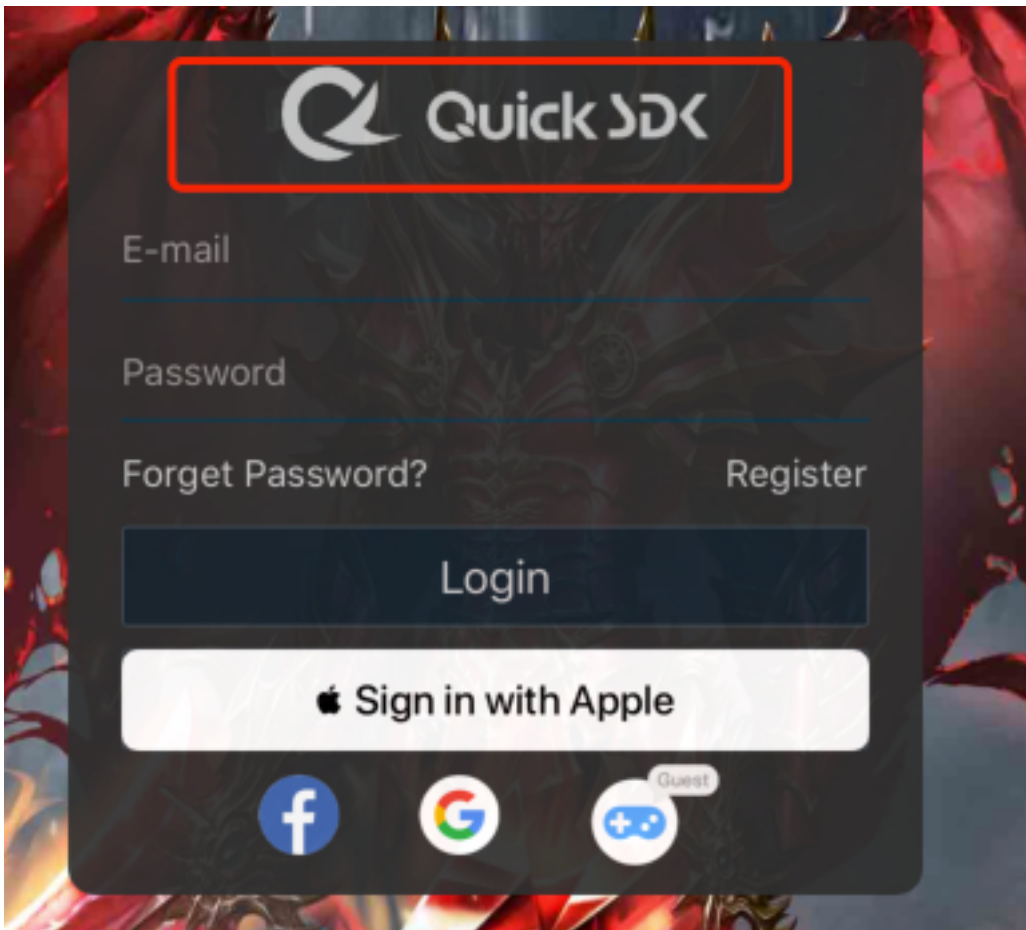
The SDK does not provide logo images by default. Developers can create the files with the following names and put them into the bundle files in the SDK.

logo_head@2x.png width<=600 , height<=120

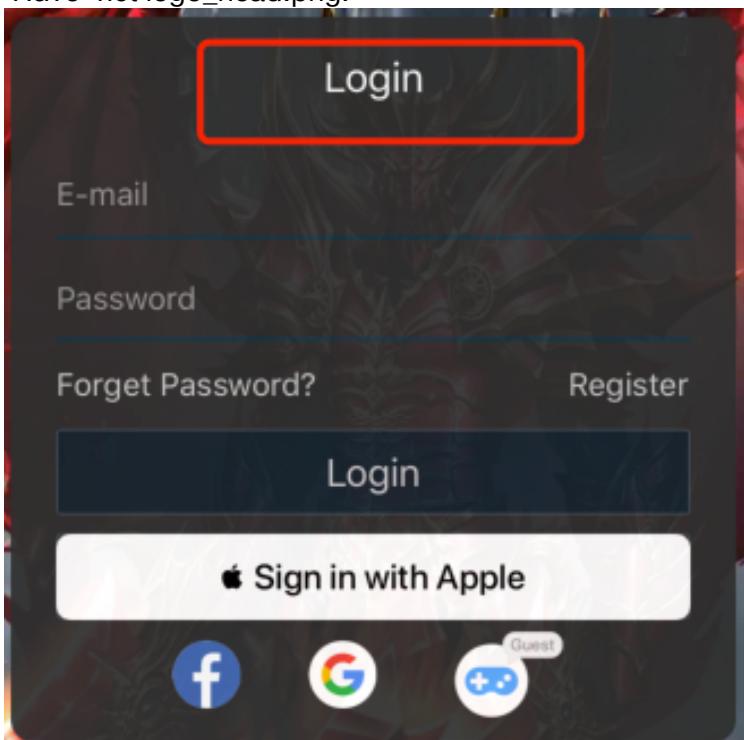
logo_head@3x.png width<=900 , height <=180

Tip:logo_head.png It is the logo when logging in, and it can be deleted when the logo is not needed.

have logo_head.png:



Have not logo_head.png:





3. Other image resources

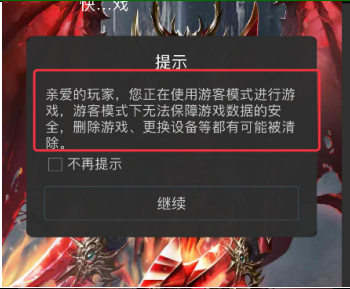
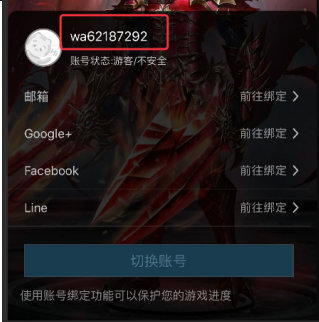

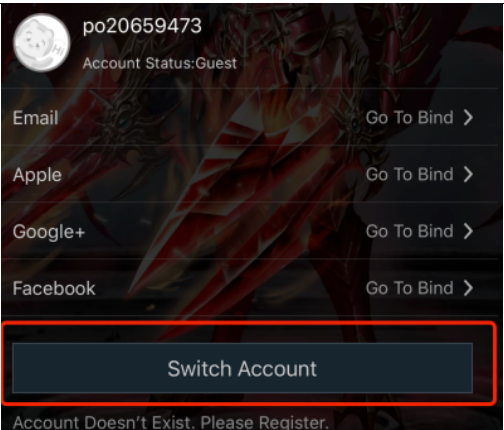
Other pictures can be configured according to the name and size of the default UI given to ensure that they are the same size and name as the original picture of the bundle when replaced

二：Customization of text color

Refer to the description of ColorStyle.plist to modify the corresponding hexadecimal color

Color key	instruction	Position and setting effect
本地提示文字颜色	The color of the local prompt text, the text color of the local verification, appear in the local verification of the login registration, etc.	
主标题文字颜色	Main title text color, various title colors, such as login, registration	
副按钮文字颜色	The color of the sub-button text, the color of the text button without background color, such as: forget the password and register button, agree to the agreement button	
主按钮不可点击状态按钮文字色，主按钮不可点击状态按钮背景色，主按钮不可点击状态按钮文字色	Used for the background text and other colors of the button in the state that the button cannot be clicked	
主按钮可点击状态按钮文字色，主按钮可点击状态按钮边框色，主按钮可点击状态按钮背景色	Used for the text background and other colors of the button that has passed the local verification	

Color key	instruction	Position and setting effect
游客按钮可点击状态按钮边框色，游客按钮可点击状态按钮文字色	The border and text color of user visitor login	
输入框选中状态线条色	The color of the line selected in the input box	
输入框未选中状态线条色	Line color is not selected in the input box	
输入框提示文字颜色	The color of the tip selected in the input box	
输入框输入文字颜色	The default placeholder text color of the input box	
输入框错误信息提示字体颜色	Input box error server prompt text color	

Color key	instruction	Position and setting effect
正文内容色	The text color of the main body of the interface, such as the text of a successful visitor login, and the text color of the agreement content	
正文高亮内容色	Highlighted body text, such as the user name of the successful login to the personal center	
正文分割线条色	The color of the cell dividing line in the personal center	Personal center cell dividing line background color
正文提示色	The reminder color of the text, such as the reminder mailbox of the personal center	
退出按钮背景色	Switch account background color in personal center	

Color key	instruction	Position and setting effect
退出按钮文字颜色	Change the color of the account text in the personal center	
等待文字颜色	The color of the text when the network request is loaded	
appleIsBlack(Can be deleted)	The background color of the Apple login button	value 0 is white ,other black
mainurl (Can be deleted)	SDK interface request address	The configured request address has the highest priority